



| TEAM STATISTICS | | | 12-Jun-10 | | | WALLABIES | | | v ENGLAND | | |
|-----------------|--------------------|--|-----------|----------|-------|-----------|----------|-------|-----------|--|--|
| Venue: Perth | | | | | | | | | | | |
| SET PIECES | | | 1st Half | 2nd Half | Match | 1st Half | 2nd Half | Match | | | |
| Lineouts | Ball Thrown In | | 7 | 3 | 10 | 8 | 5 | 13 | | | |
| | Won | | 6 | 3 | 9 | 7 | 5 | 12 | | | |
| | Lost | | 1 | - | 1 | 1 | - | 1 | | | |
| | Throw Not Straight | | - | - | - | - | - | - | | | |
| | Pen/FK For | | - | - | - | - | - | - | | | |
| | Pen/FK Against | | - | - | - | - | - | - | | | |
| Won % | | | 86% | 100% | 90% | 88% | 100% | 92% | | | |
| Quick Lineouts | Ball Thrown In | | - | 1 | 1 | 2 | - | 2 | | | |
| | Won | | - | 1 | 1 | 2 | - | 2 | | | |
| | Lost | | - | - | - | - | - | - | | | |
| Won % | | | - | 100% | 100% | 100% | - | 100% | | | |
| Scrums | Ball Fed | | 4 | 5 | 9 | 10 | 7 | 17 | | | |
| | Won | | 2 | 4 | 6 | 6 | 1 | 7 | | | |
| | Lost | | - | - | - | - | - | - | | | |
| | Pen/FK For | | 2 | - | 2 | 4 | 6 | 10 | | | |
| | Pen/FK Against | | - | 1 | 1 | - | - | - | | | |
| Won % | | | 100% | 80% | 89% | 100% | 100% | 100% | | | |


| PHASE PLAY | | | 12-Jun-10 | | | WALLABIES | | | v ENGLAND | | |
|-----------------------------------|-----------------|--|-----------|----------|-------|-----------|----------|----------|-----------|------|--|
| Venue: Perth | | | | | | | | | | | |
| | | | 1st Half | 2nd Half | Match | % | 1st Half | 2nd Half | Match | % | |
| Duration of Posession | 1 Phase | | 12 | 12 | 24 | 46% | 16 | 6 | 22 | 49% | |
| | 2 Phases | | 6 | 6 | 12 | 24% | 5 | 7 | 12 | 27% | |
| | 3-5 Phases | | 7 | 4 | 11 | 22% | 3 | 2 | 5 | 11% | |
| | Over 5 Phases | | 2 | 2 | 4 | 8% | 2 | 4 | 6 | 13% | |
| Total | | | 27 | 24 | 51 | 100% | 26 | 19 | 45 | 100% | |
| Average Phases in Each Possession | | | 3 | 3 | 3 | | 3 | 4 | 3 | | |
| Choices in Posession - Overall | Running - Wide | | 20 | 18 | 38 | 33% | | | | | |
| | Running - Close | | 24 | 21 | 45 | 39% | | | | | |
| | Counter Attack | | 7 | 6 | 13 | 11% | | | | | |
| | Kick | | 10 | 9 | 19 | 17% | | | | | |
| Total | | | 61 | 54 | 115 | 100% | 59 | 61 | 120 | | |

| | | | | | | |
|----------------------------------|---------------------|--|----|----|----|-----|
| Outcomes in Possession - Overall | Running - Wide (+) | | 16 | 15 | 31 | 82% |
| | Running - Wide (-) | | 4 | 3 | 7 | 18% |
| | | | | | | |
| | Running - Close (+) | | 22 | 19 | 41 | 91% |
| | Running - Close (-) | | 2 | 2 | 4 | 9% |
| | | | | | | |
| | Counter Attack (+) | | 7 | 5 | 12 | 92% |
| | Counter Attack (-) | | - | 1 | 1 | 8% |
| | | | | | | |
| | Kick (+) | | 9 | 6 | 15 | 79% |
| | Kick (-) | | 1 | 3 | 4 | 21% |



| PHASE PLAY | | 12-Jun-10 | WALLABIES | | | | v ENGLAND | | |
|---|--|---------------------|-----------|----------|-------|------|---|----------|-------|
| Venue: Perth | | | 1st Half | 2nd Half | Match | % | | | |
| Choices in Possession - 1st Phase | | Attack - Wide | 5 | 3 | 8 | 16% |  | | |
| | | Attack - Close | 10 | 10 | 20 | 39% | | | |
| | | Counter Attack | 7 | 6 | 13 | 25% | | | |
| | | Kick | 5 | 5 | 10 | 20% | | | |
| | | Total | 27 | 24 | 51 | 100% | | | |
| | | | | | | | 26 | 19 | 45 |
| Outcomes in Possession - 1st Phase | | Running - Wide (+) | 5 | 3 | 8 | 100% | | | |
| | | Running - Wide (-) | - | - | - | 0% | | | |
| | | | | | | | | | |
| | | Running - Close (+) | 8 | 9 | 17 | 85% | | | |
| | | Running - Close (-) | 2 | 1 | 3 | 15% | | | |
| | | | | | | | | | |
| | | Counter Attack (+) | 7 | 5 | 12 | 92% | | | |
| | | Counter Attack (-) | - | 1 | 1 | 8% | | | |
| | | | | | | | | | |
| | | Kick (+) | 4 | 3 | 7 | 70% | | | |
| | | Kick (-) | 1 | 2 | 3 | 30% | | | |
| GENERAL PLAY | | 12-Jun-10 | WALLABIES | | | | ENGLAND | | |
| Venue: Perth | | | 1st Half | 2nd Half | Match | | 1st Half | 2nd Half | Match |
| Ball Carries | | | 77 | 60 | 137 | | | | |
| Line Breaks | | | 5 | 2 | 7 | | - | 2 | 2 |
| Offloads | | | 6 | 7 | 13 | | 3 | 5 | 8 |
| | | | 1st Half | 2nd Half | Match | % | 1st Half | 2nd Half | Match |
| Possession Lost (Other Than at Breakdown) | | Own Half | 4 | 4 | 8 | 33% | | | |
| | | Opposition Half | 9 | 7 | 16 | 67% | | | |
| Total | | | 13 | 11 | 24 | 100% | 6 | 4 | 10 |
| Breakdown - Overall | | Ball Taken In | 36 | 33 | 69 | | 38 | 45 | 83 |
| | | Retained | 34 | 29 | 63 | | 35 | 42 | 77 |
| | | Pen/FK For | 1 | 1 | 2 | | 1 | - | 1 |
| | | Pen/FK Against | 1 | - | 1 | | - | 2 | 2 |
| | | Turnover | - | 3 | 3 | | 2 | 1 | 3 |
| | | Retained % | 97% | 91% | 94% | | 95% | 93% | 94% |
| Ball Taken In as % of Phases in Possession | | | 59% | 61% | 60% | | 64% | 74% | 69% |
| Breakdown - 1st Phase | | Ball Taken In | 16 | 16 | 32 | | 14 | 13 | 27 |
| | | Retained | 15 | 13 | 28 | | 12 | 13 | 25 |
| | | Pen/FK For | - | 1 | 1 | | - | - | - |
| | | Pen/FK Against | 1 | - | 1 | | - | - | - |
| | | Turnover | - | 2 | 2 | | 2 | - | 2 |
| | | Retained % | 94% | 88% | 91% | | 86% | 100% | 93% |
| Ball Taken In as % of 1st Phase in Possession | | | 59% | 67% | 63% | | 54% | 68% | 60% |


| GENERAL PLAY | | 12-Jun-10 | WALLABIES | | | | v | ENGLAND | | | |
|--|----------------------|------------------------|-----------|-----------|-------|--------------|---|---------|--|--|--|
| Venue: | | Perth | 1st Half | 2nd Half | Match | % | | | | | |
| Defence | Tackles Attempted | | 68 | 93 | 161 | | | | | | |
| | Made | | 66 | 76 | 142 | | | | | | |
| | Missed | | 2 | 17 | 19 | | | | | | |
| | Made % | | 97% | 82% | 88% | | | | | | |
| | Tackle Effectiveness | | | | | | | | | | |
| | | Tackles - Dominant | 28 | 18 | 46 | 32% | | | | | |
| | | Tackles - Non-Dominant | 38 | 58 | 96 | 68% | | | | | |
| PENALTIES & FREE KICKS | | 12-Jun-10 | WALLABIES | | | | | | | | |
| Venue: | | Perth | 1st Half | 2nd Half | Match | | | | | | |
| Free Kicks in Possession | For | | 1 | - | 1 | | | | | | |
| | Against | | - | - | - | | | | | | |
| | Total | | 1 | - | 1 | | | | | | |
| Free Kicks Not in Possession | For | | - | - | - | | | | | | |
| | Against | | 1 | - | 1 | | | | | | |
| | Total | | 1 | - | 1 | | | | | | |
| Total Free Kicks | For | | 1 | - | 1 | | | | | | |
| | Against | | 1 | - | 1 | | | | | | |
| | Total | | 2 | - | 2 | | | | | | |
| Penalties in Possession | For | | 2 | 3 | 5 | | | | | | |
| | Against | | 1 | 1 | 2 | | | | | | |
| | Total | | 3 | 4 | 7 | | | | | | |
| Penalties Not in Possession | For | | - | 2 | 2 | | | | | | |
| | Against | | 4 | 6 | 10 | | | | | | |
| | Total | | 4 | 8 | 12 | | | | | | |
| Total Penalties | For | | 2 | 5 | 7 | | | | | | |
| | Against | | 5 | 7 | 12 | | | | | | |
| | Total | | 7 | 12 | 19 | | | | | | |
| Actions After Penalties and Free Kicks | | | Kick | Quick Tap | Scrum | Shot at Goal | | | | | |
| + Outcome | | | 3 | 2 | - | 3 | | | | | |
| - Outcome | | | - | - | | | | | | | |
| Total | | | 3 | 2 | - | 3 | | | | | |



| Kick | Quick Tap | Scrum | Shot at Goal |
|------|-----------|-------|--------------|
| 4 | 1 | 4 | 2 |
| - | - | | |
| 4 | 1 | 4 | 2 |



| RESTARTS | | 12-Jun-10 | | WALLABIES | | | |
|-----------------------------------|-------------------------------|-----------|-------|---------------------|-----------------------|-----------------------------|-------|
| | | Venue: | Perth | Possession Regained | Opposition Possession | Kick Not 10m or Out on Full | Total |
| Kickoffs | Number | | | - | 4 | - | 4 |
| | Percentage | | | - | 100% | - | 100% |
| Kickoffs - Opposition | Number | | | 5 | - | 1 | 6 |
| | Percentage | | | 83% | - | 17% | 100% |
| 22's | Number | | | 1 | - | - | 1 |
| | Percentage | | | 100% | - | - | 100% |
| 22's Opposition | Number | | | 1 | - | - | 1 |
| | Percentage | | | 100% | - | - | 100% |
| CARDS | | 12-Jun-10 | | WALLABIES | | | |
| | | Venue: | Perth | 1st Half | 2nd Half | Match | |
| Yellow Cards | | | | - | 1 | 1 | |
| Red Cards | | | | - | - | - | |
| SCORING | | 12-Jun-10 | | WALLABIES | | | |
| | | Venue: | Perth | 1st Half | 2nd Half | Match | |
| Tries | | | | 2 | 1 | 3 | |
| Try Sources | 1st Phase From Set Pieces | | | - | 1 | 1 | |
| | Multi Phase Play | | | 2 | - | 2 | |
| | From a Kick | | | - | - | - | |
| | On 1st Phase After a Turnover | | | - | - | - | |
| | Counter Attack | | | - | - | - | |
| | Penalty Try | | | - | - | - | |
| | Total | | | 2 | 1 | 3 | |
| Conversions | Attempts | | | 2 | 1 | 3 | |
| | Successful | | | 2 | 1 | 3 | |
| | Success % | | | 100% | 100% | 100% | |
| Penalty Goals | Attempts | | | 1 | 2 | 3 | |
| | Successful | | | - | 2 | 2 | |
| | Success % | | | 0% | 100% | 67% | |
| Total Successful Attempts at Goal | | | | 67% | 100% | 83% | |
| Field Goals | Attempts | | | - | - | - | |
| | Successful | | | - | - | - | |
| | Success % | | | - | - | - | |
| Score | | | | 14 | 13 | 27 | |



| ENGLAND | | |
|----------|----------|-------|
| 1st Half | 2nd Half | Match |
| - | - | - |
| - | - | - |

| ENGLAND | | |
|----------|----------|-------|
| 1st Half | 2nd Half | Match |
| - | 2 | 2 |
| - | - | - |
| - | - | - |
| - | - | - |
| - | - | - |
| - | 2 | 2 |
| - | 2 | 2 |
| - | 2 | 2 |
| - | 100% | 100% |
| 1 | 1 | 2 |
| - | 1 | 1 |
| 0% | 100% | 50% |
| 0% | 100% | 75% |
| - | - | - |
| - | - | - |
| - | - | - |
| - | 17 | 17 |